

Portuguese Round, 28-30 March 2025

Results Tissot Superpole

No.	Rider	Nat	Team	Bike	Class	Time	Gap	Rel.	Laps	Speed	
										Avg	Max
1	1 T. RAZGATLIOGLU	TUR	ROKIT BMW Motorrad WorldSBK Team	BMW M1000RR		1'39.081			6	166,845	315,9
2	11 N. BULEGA	ITA	Aruba.it Racing - Ducati	Ducati Panigale V4R		1'39.326	0.245	0.245	6	166,434	314,1
3	9 D. PETRUCCI	ITA	Barni Spark Racing Team	Ducati Panigale V4R	IND	1'39.483	0.402	0.157	6	166,171	317,8
4	55 A. LOCATELLI	ITA	Pata Maxus Yamaha	Yamaha YZF R1		1'39.609	0.528	0.126	6	165,961	312,3
5	14 S. LOWES	GBR	ELF Marc VDS Racing Team	Ducati Panigale V4R	IND	1'39.662	0.581	0.053	6	165,873	309,6
6	97 X. VIERGE	ESP	Honda HRC	Honda CBR1000 RR-R		1'39.711	0.630	0.049	6	165,791	314,1
7	60 M. VAN DER MARK	NED	ROKIT BMW Motorrad WorldSBK Team	BMW M1000RR		1'39.816	0.735	0.105	6	165,617	314,1
8	77 D. AEGERTER	SUI	GYTR GRT Yamaha WorldSBK Team	Yamaha YZF R1		1'39.849	0.768	0.033	6	165,562	312,3
9	19 A. BAUTISTA	ESP	Aruba.it Racing - Ducati	Ducati Panigale V4R		1'39.874	0.793	0.025	6	165,521	315,0
10	87 R. GARDNER	AUS	GYTR GRT Yamaha WorldSBK Team	Yamaha YZF R1		1'39.878	0.797	0.004	7	165,514	310,5
11	7 I. LECUDNA	ESP	Honda HRC	Honda CBR1000 RR-R		1'40.077	0.996	0.199	6	165,185	314,1
12	5 Y. MONTELLA	ITA	Barni Spark Racing Team	Ducati Panigale V4R	IND	1'40.318	1.237	0.241	4	164,788	315,0
13	29 A. IANNONE	ITA	Team Pata Go Eleven	Ducati Panigale V4R	IND	1'40.366	1.285	0.048	5	164,709	315,9
14	47 A. BASSANI	ITA	bimota by Kawasaki Racing Team	bimota KB998 Rimini		1'40.401	1.320	0.035	5	164,652	308,7
15	45 S. REDDING	GBR	MGM BONDVO Racing	Ducati Panigale V4R	IND	1'40.444	1.363	0.043	6	164,581	315,0
16	31 G. GERLOFF	USA	Kawasaki WorldSBK Team	Kawasaki ZX-10RR		1'40.661	1.580	0.217	6	164,226	315,0
17	99 B. SOFUOGLU	TUR	Yamaha Motoxracing WorldSBK Team	Yamaha YZF R1	IND	1'40.838	1.757	0.177	6	163,938	307,0
18	53 T. RABAT	ESP	Yamaha Motoxracing WorldSBK Team	Yamaha YZF R1	IND	1'41.213	2.132	0.375	6	163,331	301,8
19	17 R. VICKERS	GBR	Motocorsa Racing	Ducati Panigale V4R	IND	1'41.227	2.146	0.014	5	163,308	308,7
20	95 T. MACKENZIE	GBR	PETRONAS MIE Honda Racing Team	Honda CBR1000 RR-R	IND	1'41.414	2.333	0.187	5	163,007	308,7
21	20 J. O'HALLORAN	AUS	Pata Maxus Yamaha	Yamaha YZF R1		1'42.219	3.138	0.805	6	161,723	304,4
22	21 Z. ZAIDI	MAS	PETRONAS MIE Honda Racing Team	Honda CBR1000 RR-R	IND	1'43.847	4.766	1.628	6	159,188	299,3
23	22 A. LOWES	GBR	bimota by Kawasaki Racing Team	bimota KB998 Rimini		1'47.431	8.350	3.584	4	153,877	307,0

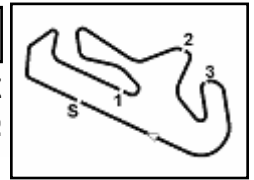
AIR	Humidity:	37%	Temp:	23°C
TRACK	Condition:	Dry	Temp:	26°C

Records	Pole	[SP]	2022 J.Rea	1'39.610	165,960	Km/h
	Race	[SPRC]	2023 T.Razgatioglu	1'39.826	165,600	Km/h
	All Times	[FP3]	2025 T.Razgatioglu	1'39.446	166,230	Km/h

Start 29/03/2025 11:00 End 11:18 The results are provisional until the end of the time limit for protests and appeals and the completion of the technical checks.

These data/results cannot be reproduced, stored and/or transmitted in whole or in part by any manner of electronic, mechanical, photocopying, recording, broadcasting or otherwise now known or herein after developed without the previous express consent by the copyright owner, except for reproduction in daily press and regular printed publications on sale to the public within 60 days of the event related to those data/results and always provided that copyright symbol appears together as follows below.

© DORNA WSBK ORGANIZATION Srl 2025



Portuguese Round, 28-30 March 2025

Results Tissot Superpole

Session Highlights

Local Time	No. Rider	Description
11.00.00		Start of Session
11.04.40	95 T. MACKENZIE	#95 Racelink RF doesn't work well - It must be fixed
11.04.47	21 Z. ZAIDI	#21 Racelink GPS doesn't work well - It must be fixed
11.05.49	22 A. LOWES	#22 Crashed - Turn 13
11.06.00	22 A. LOWES	#22 Rejoined
11.06.15	17 R. VICKERS	#17 Transponder NOT Working
11.07.39	31 G. GERLOFF	#31 Lap Time Cancelled [2'04.156] - Exceeded Track Limits - Turn
11.08.09	55 A. LOCATELLI	#55 Lap Time Cancelled [1'41.147] - Yellow Flag - Turn 13
11.08.14	97 X. VIERGE	#97 Lap Time Cancelled [1'41.101] - Yellow Flag - Turn 13
11.08.19	29 A. IANNONE	#29 Lap Time Cancelled [2'02.758] - Yellow Flag - Turn 13
11.08.24	20 J. O'HALLORAN	#20 Lap Time Cancelled [1'42.472] - Yellow Flag - Turn 13
11.08.29	9 D. PETRUCCI	#9 Lap Time Cancelled [2'03.107] - Yellow Flag - Turn 13
11.08.34	47 A. BASSANI	#47 Lap Time Cancelled [2'03.664] - Yellow Flag - Turn 13
11.14.09	5 Y. MONTELLA	#5 Crashed - Turn 11
11.16.32	9 D. PETRUCCI	#9 Lap Time Cancelled [1'54.780] - Yellow Flag - Turn 10-11
11.16.37	20 J. O'HALLORAN	#20 Lap Time Cancelled [1'41.995] - Yellow Flag - Turn 10-11
11.16.42	87 R. GARDNER	#87 Lap Time Cancelled [1'39.749] - Yellow Flag - Turn 10-11
11.16.47	47 A. BASSANI	#47 Lap Time Cancelled [1'43.944] - Yellow Flag - Turn 10-11
11.16.52	17 R. VICKERS	#17 Lap Time Cancelled [1'42.292] - Yellow Flag - Turn 10-11
11.16.57	22 A. LOWES	#22 Lap Time Cancelled [1'39.695] - Yellow Flag - Turn 10-11
11.17.45		Top 3 Confirmed
11.18.43		End of Session

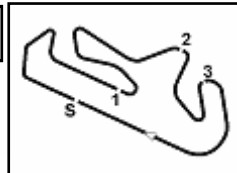
Fastest Laps Sequence

No.	Rider	Nat	Team	Bike	Local Time	Time	Gap	Avg
87	R. GARDNER	AUS	GYTR GRT Yamaha WorldSBK Team	Yamaha YZF R1	11:03'37.660	1'40.031		165,261
77	D. AEGERTER	SUI	GYTR GRT Yamaha WorldSBK Team	Yamaha YZF R1	11:04'23.341	1'40.009	-0.022	165,297
60	M. VAN DER MARK	NED	ROKIT BMW Motorrad WorldSBK Team	BMW M1000RR	11:04'29.339	1'39.908	-0.101	165,464
1	T. RAZGATLIOGLU	TUR	ROKIT BMW Motorrad WorldSBK Team	BMW M1000RR	11:04'29.977	1'39.133	-0.775	166,758
1	T. RAZGATLIOGLU	TUR	ROKIT BMW Motorrad WorldSBK Team	BMW M1000RR	11:14'31.280	1'39.081	-0.052	166,845

Start 11:00 End 11:18 The results are provisional until the end of the time limit for protests and appeals and the completion of the technical checks.

These data/results cannot be reproduced, stored and/or transmitted in whole or in part by any manner of electronic, mechanical, photocopying, recording, broadcasting or otherwise now known or herein after developed without the previous express consent by the copyright owner, except for reproduction in daily press and regular printed publications on sale to the public within 60 days of the event related to those data/results and always provided that copyright symbol appears together as follows below.

© DORNA WSBK ORGANIZATION Srl 2025



Portimao 4.592 m

Portuguese Round, 28-30 March 2025

Best Sectors & Speed Tissot Superpole

BEST LAP

1	1 T. RAZGATLIOGLU	BMW M1000RR	1'39.081
2	11 N. BULEGA	Ducati Panigale V4R	1'39.326
3	9 D. PETRUCCI	Ducati Panigale V4R	1'39.483
4	55 A. LOCATELLI	Yamaha YZF R1	1'39.609
5	14 S. LOWES	Ducati Panigale V4R	1'39.662
6	97 X. VIERGE	Honda CBR1000 RR-R	1'39.711
7	60 M. VAN DER MARK	BMW M1000RR	1'39.816
8	77 D. AEGERTER	Yamaha YZF R1	1'39.849
9	19 A. BAUTISTA	Ducati Panigale V4R	1'39.874
10	87 R. GARDNER	Yamaha YZF R1	1'39.878
11	7 I. LECUONA	Honda CBR1000 RR-R	1'40.077
12	5 Y. MONTELLA	Ducati Panigale V4R	1'40.318
13	29 A. IANNONE	Ducati Panigale V4R	1'40.366
14	47 A. BASSANI	bimota KB998 Rimini	1'40.401
15	45 S. REDDING	Ducati Panigale V4R	1'40.444
16	31 G. GERLOFF	Kawasaki ZX-10RR	1'40.661
17	99 B. SOFUOGLU	Yamaha YZF R1	1'40.838
18	53 T. RABAT	Yamaha YZF R1	1'41.213
19	17 R. VICKERS	Ducati Panigale V4R	1'41.227
20	95 T. MACKENZIE	Honda CBR1000 RR-R	1'41.414
21	20 J. O'HALLORAN	Yamaha YZF R1	1'42.219
22	21 Z. ZAIDI	Honda CBR1000 RR-R	1'43.847
23	22 A. LOWES	bimota KB998 Rimini	1'47.431

SPEED

1	9 D. PETRUCCI	Ducati Panigale V4R	317,8
2	1 T. RAZGATLIOGLU	BMW M1000RR	315,9
3	29 A. IANNONE	Ducati Panigale V4R	315,9
4	5 Y. MONTELLA	Ducati Panigale V4R	315,0
5	31 G. GERLOFF	Kawasaki ZX-10RR	315,0
6	45 S. REDDING	Ducati Panigale V4R	315,0
7	19 A. BAUTISTA	Ducati Panigale V4R	315,0
8	7 I. LECUONA	Honda CBR1000 RR-R	314,1
9	11 N. BULEGA	Ducati Panigale V4R	314,1
10	60 M. VAN DER MARK	BMW M1000RR	314,1
11	97 X. VIERGE	Honda CBR1000 RR-R	314,1
12	77 D. AEGERTER	Yamaha YZF R1	312,3
13	55 A. LOCATELLI	Yamaha YZF R1	312,3
14	87 R. GARDNER	Yamaha YZF R1	310,5
15	14 S. LOWES	Ducati Panigale V4R	309,6
16	47 A. BASSANI	bimota KB998 Rimini	308,7
17	95 T. MACKENZIE	Honda CBR1000 RR-R	308,7
18	17 R. VICKERS	Ducati Panigale V4R	308,7
19	22 A. LOWES	bimota KB998 Rimini	307,0
20	99 B. SOFUOGLU	Yamaha YZF R1	307,0
21	20 J. O'HALLORAN	Yamaha YZF R1	304,4
22	53 T. RABAT	Yamaha YZF R1	301,8
23	21 Z. ZAIDI	Honda CBR1000 RR-R	299,3

SEG. 1

1	1 T. RAZGATLIOGLU	31.217
2	11 N. BULEGA	31.252
3	87 R. GARDNER	31.338
4	19 A. BAUTISTA	31.347
5	22 A. LOWES	31.426
6	9 D. PETRUCCI	31.432
7	5 Y. MONTELLA	31.436
8	97 X. VIERGE	31.442
9	55 A. LOCATELLI	31.448
10	29 A. IANNONE	31.471
11	14 S. LOWES	31.473
12	77 D. AEGERTER	31.525
13	60 M. VAN DER MARK	31.526
14	45 S. REDDING	31.538
15	7 I. LECUONA	31.552
16	47 A. BASSANI	31.735
17	95 T. MACKENZIE	31.795
18	17 R. VICKERS	31.870
19	99 B. SOFUOGLU	31.871
20	31 G. GERLOFF	31.907
21	53 T. RABAT	32.110
22	20 J. O'HALLORAN	32.297
23	21 Z. ZAIDI	32.613

SEG. 2

1	14 S. LOWES	29.400
2	11 N. BULEGA	29.472
3	9 D. PETRUCCI	29.489
4	1 T. RAZGATLIOGLU	29.552
5	77 D. AEGERTER	29.582
6	22 A. LOWES	29.616
7	55 A. LOCATELLI	29.631
8	87 R. GARDNER	29.657
9	97 X. VIERGE	29.681
10	60 M. VAN DER MARK	29.749
11	5 Y. MONTELLA	29.770
12	47 A. BASSANI	29.778
13	19 A. BAUTISTA	29.793
14	31 G. GERLOFF	29.854
15	99 B. SOFUOGLU	29.868
16	45 S. REDDING	29.886
17	7 I. LECUONA	29.909
18	29 A. IANNONE	29.923
19	53 T. RABAT	30.054
20	17 R. VICKERS	30.194
21	95 T. MACKENZIE	30.194
22	20 J. O'HALLORAN	30.398
23	21 Z. ZAIDI	31.256

SEG. 3

1	1 T. RAZGATLIOGLU	20.768
2	9 D. PETRUCCI	20.911
3	11 N. BULEGA	20.974
4	19 A. BAUTISTA	21.014
5	55 A. LOCATELLI	21.015
6	22 A. LOWES	21.017
7	60 M. VAN DER MARK	21.026
8	47 A. BASSANI	21.058
9	87 R. GARDNER	21.064
10	14 S. LOWES	21.067
11	31 G. GERLOFF	21.079
12	7 I. LECUONA	21.092
13	45 S. REDDING	21.105
14	97 X. VIERGE	21.106
15	5 Y. MONTELLA	21.119
16	29 A. IANNONE	21.124
17	99 B. SOFUOGLU	21.207
18	77 D. AEGERTER	21.213
19	17 R. VICKERS	21.235
20	53 T. RABAT	21.236
21	95 T. MACKENZIE	21.316
22	20 J. O'HALLORAN	21.568
23	21 Z. ZAIDI	21.635

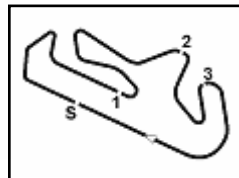
SEG. 4

1	60 M. VAN DER MARK	17.400
2	11 N. BULEGA	17.414
3	77 D. AEGERTER	17.417
4	1 T. RAZGATLIOGLU	17.434
5	5 Y. MONTELLA	17.476
6	19 A. BAUTISTA	17.477
7	97 X. VIERGE	17.482
8	55 A. LOCATELLI	17.515
9	9 D. PETRUCCI	17.517
10	7 I. LECUONA	17.524
11	47 A. BASSANI	17.558
12	14 S. LOWES	17.566
13	87 R. GARDNER	17.593
14	99 B. SOFUOGLU	17.632
15	29 A. IANNONE	17.638
16	22 A. LOWES	17.668
17	17 R. VICKERS	17.670
18	95 T. MACKENZIE	17.689
19	31 G. GERLOFF	17.714
20	45 S. REDDING	17.723
21	20 J. O'HALLORAN	17.730
22	53 T. RABAT	17.776
23	21 Z. ZAIDI	17.990

29/03/2025

These data/results cannot be reproduced, stored and/or transmitted in whole or in part by any manner of electronic, mechanical, photocopying, recording, broadcasting or otherwise now known or herein after developed without the previous express consent by the copyright owner, except for reproduction in daily press and regular printed publications on sale to the public within 60 days of the event related to those data/results and always provided that copyright symbol appears together as follows below.

© DORNA WSBK ORGANIZATION Srl 2025



Portimao 4.592 m

Portuguese Round, 28-30 March 2025

Ideal Times Tissot Superspole

No.	Rider	Nat	Bike	Seg. 1 Diff. 1	Seg. 2 Diff. 2	Seg. 3 Diff. 3	Seg. 4 Diff. 4	Ideal Time Best Lap	Pos.	Diff.
1	1 T. RAZGATLIOGLU	TUR	BMW M1000RR	31.217	29.552	20.768 +0.086	17.434 +0.024	1'38.971 1'39.081	1	0.110
2	11 N. BULEGA	ITA	Ducati Panigale V4R	31.252 +0.214	29.472	20.974	17.414	1'39.112 1'39.326	2	0.214
3	9 D. PETRUCCI	ITA	Ducati Panigale V4R	31.432 +0.116	29.489	20.911	17.517 +0.018	1'39.349 1'39.483	3	0.134
4	14 S. LOWES	GBR	Ducati Panigale V4R	31.473 +0.018	29.400 +0.135	21.067 +0.003	17.566	1'39.506 1'39.662	5	0.156
5	55 A. LOCATELLI	ITA	Yamaha YZF R1	31.448	29.631	21.015	17.515	1'39.609 1'39.609	4	
6	19 A. BAUTISTA	ESP	Ducati Panigale V4R	31.347	29.793 +0.113	21.014 +0.078	17.477 +0.052	1'39.631 1'39.874	9	0.243
7	87 R. GARDNER	AUS	Yamaha YZF R1	31.338	29.657 +0.125	21.064 +0.101	17.593	1'39.652 1'39.878	10	0.226
8	60 M. VAN DER MARK	NED	BMW M1000RR	31.526 +0.050	29.749	21.026 +0.065	17.400	1'39.701 1'39.816	7	0.115
9	97 X. VIERGE	ESP	Honda CBR1000 RR-R	31.442	29.681	21.106	17.482	1'39.711 1'39.711	6	
10	22 A. LOWES	GBR	bimota KB998 Rimini	31.426 +0.074	29.616 +6.513	21.017 +1.117	17.668	1'39.727 1'47.431	23	7.704
11	77 D. AEGERTER	SUI	Yamaha YZF R1	31.525	29.582	21.213 +0.025	17.417 +0.087	1'39.737 1'39.849	8	0.112
12	5 Y. MONTELLA	ITA	Ducati Panigale V4R	31.436 +0.278	29.770 +0.146	21.119	17.476 +0.093	1'39.801 1'40.318	12	0.517
13	7 I. LECUONA	ESP	Honda CBR1000 RR-R	31.552	29.909	21.092	17.524	1'40.077 1'40.077	11	
14	47 A. BASSANI	ITA	bimota KB998 Rimini	31.735 +0.106	29.778 +0.166	21.058	17.558	1'40.129 1'40.401	14	0.272
15	29 A. IANNONE	ITA	Ducati Panigale V4R	31.471	29.923	21.124 +0.080	17.638 +0.130	1'40.156 1'40.366	13	0.210
16	45 S. REDDING	GBR	Ducati Panigale V4R	31.538	29.886 +0.084	21.105	17.723 +0.108	1'40.252 1'40.444	15	0.192
17	31 G. GERLOFF	USA	Kawasaki ZX-10RR	31.907 +0.071	29.854	21.079	17.714 +0.036	1'40.554 1'40.661	16	0.107
18	99 B. SOFUOGLU	TUR	Yamaha YZF R1	31.871 +0.076	29.868	21.207 +0.184	17.632	1'40.578 1'40.838	17	0.260
19	17 R. VICKERS	GBR	Ducati Panigale V4R	31.870 +0.050	30.194	21.235	17.670 +0.208	1'40.969 1'41.227	19	0.258
20	95 T. MACKENZIE	GBR	Honda CBR1000 RR-R	31.795 +0.261	30.194 +0.069	21.316	17.689 +0.090	1'40.994 1'41.414	20	0.420
21	53 T. RABAT	ESP	Yamaha YZF R1	32.110 +0.007	30.054	21.236 +0.030	17.776	1'41.176 1'41.213	18	0.037
22	20 J. O'HALLORAN	AUS	Yamaha YZF R1	32.297	30.398 +0.106	21.568 +0.120	17.730	1'41.993 1'42.219	21	0.226
23	21 Z. ZAIDI	MAS	Honda CBR1000 RR-R	32.613 +0.353	31.256	21.635	17.990	1'43.494 1'43.847	22	0.353
Overall Ideal Time				31.217	29.400	20.768	17.400	1'38.785		

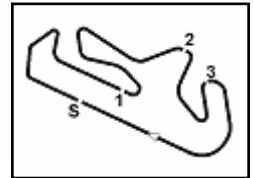
29/03/2025

These data/results cannot be reproduced, stored and/or transmitted in whole or in part by any manner of electronic, mechanical, photocopying, recording, broadcasting or otherwise now known or herein after developed without the previous express consent by the copyright owner, except for reproduction in daily press and regular printed publications on sale to the public within 60 days of the event related to those data/results and always provided that copyright symbol appears together as follows below.

© DORNA WSBK ORGANIZATION Srl 2025

FICR PERUGIA TIMING





Portimao 4.592 m

Portuguese Round, 28-30 March 2025

Chronological Analysis Tissot Superpole

1 / 2

1° 1 T. RAZGATLIOGLU [1'39.081]							
Lap	Seg1	Seg2	Seg3	Seg4	Lap Time	km/h	Local Time
		32.978	21.996	18.022			11:02'50.844
1	31.244	29.687	20.768	17.434	1'39.133	315,0	11:04'29.977
2	31.343	29.813	21.151	17.655	1'39.962	313,2	11:06'09.939
3	31.677	29.972	21.426	38.057	2'01.132P	315,9	11:08'11.071
4	3'30.399	31.185	22.004	17.540	4'41.128P		11:12'52.199
5	31.217	29.552	20.854	17.458	1'39.081	314,1	11:14'31.280
6	31.565	29.813	21.051	17.641	1'40.070	315,0	11:16'11.350

2° 11 N. BULEGA [1'39.326]							
Lap	Seg1	Seg2	Seg3	Seg4	Lap Time	km/h	Local Time
		30.499	21.327	17.550			11:03'29.019
1	31.846	29.923	21.124	17.528	1'40.421	310,5	11:05'09.440
2	31.617	29.815	21.124	17.643	1'40.199	314,1	11:06'49.639
3	32.924	30.827	21.696	38.111	2'03.558P	310,5	11:08'53.197
4	2'17.348	30.037	21.148	17.522	3'26.055P		11:12'19.252
5	31.466	29.472	20.974	17.414	1'39.326	311,4	11:13'58.578
6	31.252	29.661	20.983	17.458	1'39.354	314,1	11:15'37.932

3° 9 D. PETRUCCI [1'39.483]							
Lap	Seg1	Seg2	Seg3	Seg4	Lap Time	km/h	Local Time
		32.283	22.859	18.237			11:02'56.940
1	31.664	29.856	21.076	17.616	1'40.212	313,2	11:04'37.152
2	31.662	29.941	23.256	38.248	2'03.107CP	314,1	11:06'40.259
3	3'34.348	31.174	21.606	17.609	4'44.737P		11:11'24.996
4	31.548	29.489	20.911	17.535	1'39.483	311,4	11:13'04.479
5	31.474	29.630	33.267	20.409	1'54.780C	317,8	11:14'59.259
6	31.432	29.591	21.128	17.517	1'39.668	315,0	11:16'38.927

4° 55 A. LOCATELLI [1'39.609]							
Lap	Seg1	Seg2	Seg3	Seg4	Lap Time	km/h	Local Time
		35.838	21.760	18.165			11:02'51.426
1	31.555	29.645	21.141	17.720	1'40.061	312,3	11:04'31.487
2	31.658	30.291	21.276	17.922	1'41.147C	301,8	11:06'12.634
3	31.695	29.688	21.362	37.903	2'00.648P	308,7	11:08'13.282
4	3'28.560	31.194	22.037	17.887	4'39.678P		11:12'52.960
5	31.448	29.631	21.015	17.515	1'39.609	310,5	11:14'32.569
6	31.604	29.765	21.239	17.922	1'40.530	307,8	11:16'13.099

5° 14 S. LOWES [1'39.662]							
Lap	Seg1	Seg2	Seg3	Seg4	Lap Time	km/h	Local Time
		30.760	21.997	17.642			11:02'39.195
1	31.767	29.652	21.067	17.581	1'40.067	304,4	11:04'19.262
2	31.514	29.811	21.174	17.703	1'40.202	309,6	11:05'59.464
3	37.495	34.487	25.722	38.694	2'16.398P	300,2	11:08'15.862
4	3'19.496	30.183	21.381	17.656	4'28.716P		11:12'44.578
5	31.473	29.400	21.699	17.706	1'40.278	309,6	11:14'24.856
6	31.491	29.535	21.070	17.566	1'39.662	309,6	11:16'04.518

6° 97 X. VIERGE [1'39.711]							
Lap	Seg1	Seg2	Seg3	Seg4	Lap Time	km/h	Local Time
		35.724	21.913	18.165			11:02'51.758
1	31.576	29.740	21.172	17.493	1'39.981	302,7	11:04'31.739
2	31.702	30.324	21.319	17.756	1'41.101C	298,5	11:06'12.840
3	31.767	29.853	21.617	38.177	2'01.414P	292,1	11:08'14.254
4	3'27.748	31.250	22.010	18.023	4'39.031P		11:12'53.285
5	31.442	29.681	21.106	17.482	1'39.711	304,4	11:14'32.996
6	31.610	37.214	21.609	17.737	1'48.170	314,1	11:16'21.166

7° 60 M. VAN DER MARK [1'39.816]							
Lap	Seg1	Seg2	Seg3	Seg4	Lap Time	km/h	Local Time
1							
2							
3							
4							
5							
6							

		33.032	21.413	17.626			11:02'49.431
1	31.526	29.861	21.026	17.495	1'39.908	310,5	11:04'29.339
2	31.652	29.841	21.249	17.573	1'40.315	313,2	11:06'09.654
3	31.689	30.038	21.440	38.574	2'01.741P	313,2	11:08'11.395
4	3'30.306	31.207	21.972	17.604	4'41.089P		11:12'52.484
5	31.576	29.749	21.091	17.400	1'39.816	312,3	11:14'32.300
6	31.636	29.869	21.180	17.518	1'40.203	314,1	11:16'12.503

8° 77 D. AEGERTER [1'39.849]							
Lap	Seg1	Seg2	Seg3	Seg4	Lap Time	km/h	Local Time
		38.244	31.190	19.983			11:02'43.332
1	31.639	29.740	21.213	17.417	1'40.009	308,7	11:04'23.341
2	31.870	30.324	21.421	17.748	1'41.363	307,8	11:06'04.704
3	32.290	30.579	27.469	39.446	2'09.784P	302,7	11:08'14.488
4	3'26.599	33.913	22.551	17.803	4'40.866P		11:12'55.354
5	31.525	29.582	21.238	17.504	1'39.849	312,3	11:14'35.203
6	31.682	30.294	21.832	17.718	1'41.526	311,4	11:16'16.729

9° 19 A. BAUTISTA [1'39.874]							
Lap	Seg1	Seg2	Seg3	Seg4	Lap Time	km/h	Local Time
		30.839	21.172	17.640			11:03'04.928
1	31.618	29.819	21.327	17.622	1'40.386	312,3	11:04'45.314
2	31.611	30.093	21.473	39.951	2'03.128P	307,0	11:06'48.442
3	2'54.924	30.150	21.108	17.524	4'03.706P		11:10'52.148
4	31.595	29.793	21.068	17.477	1'39.933	310,5	11:12'32.081
5	31.347	29.906	21.092	17.529	1'39.874	314,1	11:14'11.955
6	31.374	29.978	21.014	17.520	1'39.886	315,0	11:15'51.841

10° 87 R. GARDNER [1'39.878]							
Lap	Seg1	Seg2	Seg3	Seg4	Lap Time	km/h	Local Time
		32.411	22.950	18.288			11:01'57.629
1	31.503	29.856	21.064	17.608	1'40.031	307,0	11:03'37.660
2	37.075	33.143	22.800	18.396	1'51.414	309,6	11:05'29.074
3	31.609	29.864	21.200	17.672	1'40.345	309,6	11:07'09.419
4	34.328	31.653	22.733	38.324	2'07.038P	299,3	11:09'16.457
5	2'48.494	32.717	22.894	17.946	4'02.051P		11:13'18.508
6	31.411	29.657	21.103	17.578	1'39.749C	310,5	11:14'58.257
7	31.338	29.782	21.165	17.593	1'39.878	310,5	11:16'38.135

11° 7 I. LECUONA [1'40.077]							
Lap	Seg1	Seg2	Seg3	Seg4	Lap Time	km/h	Local Time
		33.250	26.595	17.737			11:02'42.097
1	31.897	30.121	21.221	17.604	1'40.843	305,2	11:04'22.940
2	31.788	30.081	21.209	17.666	1'40.744	307,8	11:06'03.684
3	34.948	31.254	24.680	38.906	2'09.788P	309,6	11:08'13.472
4	3'28.687	31.270	22.000	18.044	4'40.001P		11:12'53.473
5	31.552	29.909	21.092	17.524	1'40.077	310,5	11:14'33.550
6	31.746	29.922	21.274	17.628	1'40.570	314,1	11:16'14.120

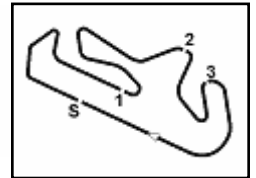
12° 5 Y. MONTELLA [1'40.318]							
Lap	Seg1	Seg2	Seg3	Seg4	Lap Time	km/h	Local Time
		30.660	21.467	17.476			11:03'29.441
1	31.704	29.992	21.148	17.552	1'40.396	307,8	11:05'09.837
2	31.714	29.916	21.119	17.569	1'40.318	305,2	11:06'50.155
3	31.873	30.410	21.448	37.094	2'00.825P	315,0	11:08'50.980
4	2'51.873	30.857	22.969	17.649	4'03.348P		11:12'54.328

13° 29 A. IANNONE [1'40.366]							
Lap	Seg1	Seg2	Seg3	Seg4	Lap Time	km/h	Local Time
		31.404	29.867	18.261			11:02'49.794
1	31.499	31.143	21.193	17.653	1'41.488	307,0	11:04'31.282
2	31.651	31.097	21.600	38.410	2'02.758CP	309,6	11:06'34.040

29/03/2025 P = Pits In/Out - C = Lap Time Cancelled

These data/results cannot be reproduced, stored and/or transmitted in whole or in part by any manner of electronic, mechanical, photocopying, recording, broadcasting or otherwise now known or herein after developed without the previous express consent by the copyright owner, except for reproduction in daily press and regular printed publications on sale to the public within 60 days of the event related to those data/results and always provided that copyright symbol appears together as follows below.

© DORNA WSBK ORGANIZATION Srl 2025



Portuguese Round, 28-30 March 2025

Chronological Analysis Tissot Superpole

3	4'37.124	30.216	21.124	17.638	5'46.102P		11:12'20.142
4	31.471	29.923	21.204	17.768	1'40.366	315,9	11:14'00.508
5	35.574	33.434	22.512	20.855	1'52.375	301,0	11:15'52.883

14° 47 A. BASSANI [1'40.401]							
Lap	Seg1	Seg2	Seg3	Seg4	Lap Time	km/h	Local Time
		32.163	23.257	18.289			11:02'57.140
1	31.841	29.944	21.058	17.558	1'40.401	295,3	11:04'37.541
2	31.735	29.778	23.079	39.072	2'03.664CP	308,7	11:06'41.205
3	3'51.743	31.496	21.795	17.895	5'02.929P		11:11'44.134
4	31.857	29.790	21.148	17.608	1'40.403	305,2	11:13'24.537
5	31.943	29.905	23.957	18.139	1'43.944C	307,0	11:15'08.481

15° 45 S. REDDING [1'40.444]							
Lap	Seg1	Seg2	Seg3	Seg4	Lap Time	km/h	Local Time
		33.213	21.873	17.852			11:02'40.918
1	31.647	35.035	21.746	17.723	1'46.151	303,5	11:04'27.069
2	31.613	29.988	21.177	17.826	1'40.604	310,5	11:06'07.673
3	34.184	30.573	21.726	38.014	2'04.497P	310,5	11:08'12.170
4	3'03.859	30.638	21.516	17.792	4'13.805P		11:12'25.975
5	31.591	29.886	21.214	17.757	1'40.448	311,4	11:14'06.423
6	31.538	29.970	21.105	17.831	1'40.444	315,0	11:15'46.867

16° 31 G. GERLOFF [1'40.661]							
Lap	Seg1	Seg2	Seg3	Seg4	Lap Time	km/h	Local Time
		31.296	21.935	18.262			11:02'09.598
1	31.991	30.412	21.250	17.814	1'41.467	309,6	11:03'51.165
2	31.907	30.136	21.258	17.799	1'41.100	311,4	11:05'32.166
3	34.535	30.602	21.586	37.433	2'04.156CP	286,7	11:07'36.321
4	3'35.651	30.528	21.250	17.853	4'45.282P		11:12'21.603
5	31.978	29.854	21.079	17.750	1'40.661	313,2	11:14'02.264
6	31.973	29.994	21.217	17.714	1'40.898	315,0	11:15'43.162

17° 99 B. SOFUOGLU [1'40.838]							
Lap	Seg1	Seg2	Seg3	Seg4	Lap Time	km/h	Local Time
		31.881	23.259	18.158			11:01'58.096
1	32.337	30.208	21.407	17.854	1'41.806	306,1	11:03'39.902
2	32.424	30.102	21.207	17.875	1'41.608	303,5	11:05'21.510
3	35.629	31.809	23.257	39.128	2'09.823P	296,9	11:07'31.333
4	4'09.144	32.889	24.345	17.922	5'24.300P		11:12'55.633
5	31.947	29.868	21.391	17.632	1'40.838	301,0	11:14'36.471
6	31.871	30.074	21.327	17.656	1'40.928	307,0	11:16'17.399

18° 53 T. RABAT [1'41.213]							
Lap	Seg1	Seg2	Seg3	Seg4	Lap Time	km/h	Local Time
		32.031	23.392	18.008			11:01'58.476
1	32.386	30.176	21.393	17.810	1'41.765	299,3	11:03'40.241
2	32.525	30.221	21.354	17.879	1'41.979	294,5	11:05'22.220
3	32.575	30.818	21.569	37.689	2'02.651P	301,0	11:07'24.871
4	4'10.873	30.867	21.748	28.075	5'31.563P		11:12'56.434
5	32.110	30.191	21.236	17.782	1'41.319	301,8	11:14'37.753
6	32.117	30.054	21.266	17.776	1'41.213	301,8	11:16'18.966

19° 17 R. VICKERS [1'41.227]							
Lap	Seg1	Seg2	Seg3	Seg4	Lap Time	km/h	Local Time
		34.759	25.896	19.166			11:02'34.341
1	32.174	30.673	21.259	17.670	1'41.776		11:04'16.117
2	31.920	30.194	21.235	17.878	1'41.227	302,7	11:05'57.344
3	31.923	37.445	32.491	39.395	2'21.254P	305,2	11:08'18.598
4	3'59.177	31.044	21.515	17.932	5'09.668P		11:13'28.266
5	31.870	30.487	22.069	17.866	1'42.292C	308,7	11:15'10.558

20° 95 T. MACKENZIE [1'41.414]							
Lap	Seg1	Seg2	Seg3	Seg4	Lap Time	km/h	Local Time
		31.192	22.048	17.971			11:02'13.085
1	32.232	30.441	21.383	17.735	1'41.791	305,2	11:03'54.876
2	32.056	30.263	21.316	17.779	1'41.414	307,0	11:05'36.290
3	34.594	31.966	22.361	37.504	2'06.425P	291,3	11:07'42.715
4	4'34.361	30.459	21.559	17.689	5'44.068P		11:13'26.783
5	31.795	30.194	23.345	18.131	1'43.465	308,7	11:15'10.248

21° 20 J. O'HALLORAN [1'42.219]							
Lap	Seg1	Seg2	Seg3	Seg4	Lap Time	km/h	Local Time
		33.775	22.207	17.971			11:02'52.442
1	32.403	30.720	21.820	17.747	1'42.690	302,7	11:04'35.132
2	32.393	30.693	21.633	17.753	1'42.472C	301,8	11:06'17.604
3	33.513	33.246	22.520	38.857	2'08.136P	295,3	11:08'25.740
4	3'28.019	34.805	22.107	17.849	4'42.780P		11:13'08.520
5	32.315	30.398	21.568	17.714	1'41.995C	304,4	11:14'50.515
6	32.297	30.504	21.688	17.730	1'42.219	303,5	11:16'32.734

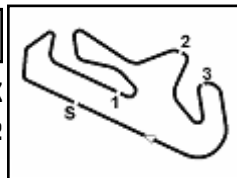
22° 21 Z. ZAIDI [1'43.847]							
Lap	Seg1	Seg2	Seg3	Seg4	Lap Time	km/h	Local Time
		32.520	23.661	18.019			11:03'05.889
1	32.966	31.256	21.635	17.990	1'43.847	295,3	11:04'49.736
2	32.613	31.287	21.846	18.174	1'43.920	296,1	11:06'33.656
3	33.542	31.831	22.104	38.202	2'05.679P	296,1	11:08'39.335
4	2'40.440	32.378	23.126	18.039	3'53.983P		11:12'33.318
5	33.172	31.299	21.897	18.061	1'44.429	290,5	11:14'17.747
6	33.030	31.306	21.861	18.064	1'44.261	299,3	11:16'02.008

23° 22 A. LOWES [1'47.431]							
Lap	Seg1	Seg2	Seg3	Seg4	Lap Time	km/h	Local Time
		31.431	21.630	18.088			11:02'40.513
1	31.500	36.129	22.134	17.668	1'47.431	301,8	11:04'27.944
2	31.426	29.719	41.143	39.385	2'21.673P	307,0	11:06'49.617
3	5'33.512	30.220	21.307	17.817	6'42.856P		11:13'32.473
4	31.596	29.616	21.017	17.466	1'39.695C	307,0	11:15'12.168

29/03/2025 P = Pits In/Out - C = Lap Time Cancelled

These data/results cannot be reproduced, stored and/or transmitted in whole or in part by any manner of electronic, mechanical, photocopying, recording, broadcasting or otherwise now known or herein after developed without the previous express consent by the copyright owner, except for reproduction in daily press and regular printed publications on sale to the public within 60 days of the event related to those data/results and always provided that copyright symbol appears together as follows below.

© DORNA WSBK ORGANIZATION Srl 2025



Portimao 4.592 m

Portuguese Round, 28-30 March 2025

Best Laps & Speeds

No.	Rider Bike	Nat	Best Lap		FP1		FP2		FP3		SP	
			LL	SPD	LL	SPD	LL	SPD	LL	SPD	LL	SPD
1	T. RAZGATLIOGLU BMW M1000RR	TUR	1'39.081				1'39.995	1'39.446	1'39.081			
			34	318,7	1		19	315,0	8	318,7	6	315,9
2	N. BULEGA Ducati Panigale V4R	ITA	1'39.326		1'40.977		1'40.294	1'40.551	1'39.326			
			56	319,6	20	319,6	20	315,9	10	318,7	6	314,1
3	D. PETRUCCI Ducati Panigale V4R	ITA	1'39.483		1'41.237		1'40.757	1'39.802	1'39.483			
			47	318,7	18	318,7	15	315,9	8	317,8	6	317,8
4	A. LOCATELLI Yamaha YZF R1	ITA	1'39.609		1'41.754		1'41.035	1'40.500	1'39.609			
			49	312,3	16	310,5	19	311,4	8	312,3	6	312,3
5	S. LOWES Ducati Panigale V4R	GBR	1'39.662		1'41.613		1'40.860	1'40.122	1'39.662			
			41	314,1	16	314,1	11	314,1	8	313,2	6	309,6
6	X. VIERGE Honda CBR1000 RR-R	ESP	1'39.711		1'41.519		1'41.143	1'41.079	1'39.711			
			51	315,0	16	312,3	18	313,2	11	315,0	6	314,1
7	M. VAN DER MARK BMW M1000RR	NED	1'39.816		1'41.049		1'40.506	1'40.433	1'39.816			
			47	316,8	15	316,8	18	314,1	8	316,8	6	314,1
8	D. AEGERTER Yamaha YZF R1	SUI	1'39.849		1'42.600		1'41.428	1'40.735	1'39.849			
			50	312,3	16	307,8	19	310,5	9	309,6	6	312,3
9	A. BAUTISTA Ducati Panigale V4R	ESP	1'39.874		1'40.996		1'40.706	1'40.001	1'39.874			
			54	318,7	20	318,7	19	315,9	9	316,8	6	315,0
10	R. GARDNER Yamaha YZF R1	AUS	1'39.878		1'41.972		1'41.094	1'40.559	1'39.878			
			49	314,1	15	312,3	17	313,2	10	314,1	7	310,5
11	I. LECUONA Honda CBR1000 RR-R	ESP	1'40.077		1'42.795		1'41.737	1'41.094	1'40.077			
			46	317,8	16	311,4	16	313,2	8	317,8	6	314,1
12	A. LOWES bimota KB998 Rimini	GBR	1'40.081		1'41.189		1'40.872	1'40.081	1'47.431			
			52	313,2	17	313,2	20	310,5	11	311,4	4	307,0
13	Y. MONTELLA Ducati Panigale V4R	ITA	1'40.318		1'41.099		1'40.788	1'41.230	1'40.318			
			52	316,8	19	315,9	18	316,8	11	316,8	4	315,0
14	A. IANNONE Ducati Panigale V4R	ITA	1'40.366		1'41.185		1'40.595	1'40.960	1'40.366			
			39	316,8	14	316,8	12	312,3	8	310,5	5	315,9
15	A. BASSANI bimota KB998 Rimini	ITA	1'40.401		1'41.046		1'41.261	1'40.917	1'40.401			
			48	312,3	16	309,6	18	309,6	9	312,3	5	308,7
16	S. REDDING Ducati Panigale V4R	GBR	1'40.444		1'41.825		1'40.826	1'40.994	1'40.444			
			46	318,7	16	316,8	16	318,7	8	317,8	6	315,0
17	G. GERLOFF Kawasaki ZX-10RR	USA	1'40.661		1'43.414		1'42.009	1'41.141	1'40.661			
			37	316,8	3	306,1	17	315,0	11	316,8	6	315,0
18	B. SOFUOGLU Yamaha YZF R1	TUR	1'40.838		1'42.825		1'42.464	1'41.729	1'40.838			
			46	307,8	14	305,2	17	307,0	9	307,8	6	307,0
19	T. RABAT Yamaha YZF R1	ESP	1'41.213		1'43.899		1'42.446	1'41.986	1'41.213			
			38	304,4	2	302,7	21	304,4	9	303,5	6	301,8
20	R. VICKERS Ducati Panigale V4R	GBR	1'41.227		1'42.402		1'41.856	1'41.971	1'41.227			
			42	310,5	17	310,5	15	307,8	5	309,6	5	308,7
21	T. MACKENZIE Honda CBR1000 RR-R	GBR	1'41.414		1'42.167		1'41.904	1'41.741	1'41.414			
			41	311,4	15	309,6	13	306,1	8	311,4	5	308,7
22	J. O'HALLORAN Yamaha YZF R1	AUS	1'42.219		1'45.777		1'43.967	1'43.096	1'42.219			
			44	304,4	14	296,9	14	299,3	10	302,7	6	304,4
23	Z. ZAIDI Honda CBR1000 RR-R	MAS	1'43.847		1'45.311		1'44.771	1'44.208	1'43.847			
			46	302,7	15	298,5	15	302,7	10	302,7	6	299,3

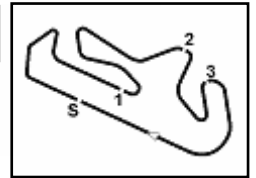
29/03/2025

These data/results cannot be reproduced, stored and/or transmitted in whole or in part by any manner of electronic, mechanical, photocopying, recording, broadcasting or otherwise now known or herein after developed without the previous express consent by the copyright owner, except for reproduction in daily press and regular printed publications on sale to the public within 60 days of the event related to those data/results and always provided that copyright symbol appears together as follows below.

© DORNA WSBK ORGANIZATION Srl 2025

FICR PERUGIA TIMING





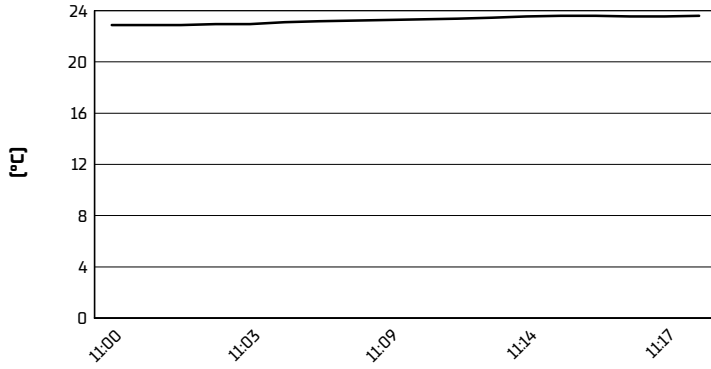
Portimao 4.592 m

Portuguese Round, 28-30 March 2025

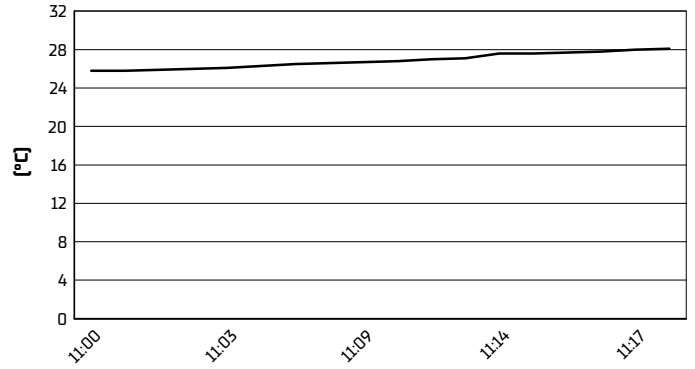
Weather Report Tissot Superpole

Session started 11:00 - Session ended 11:18

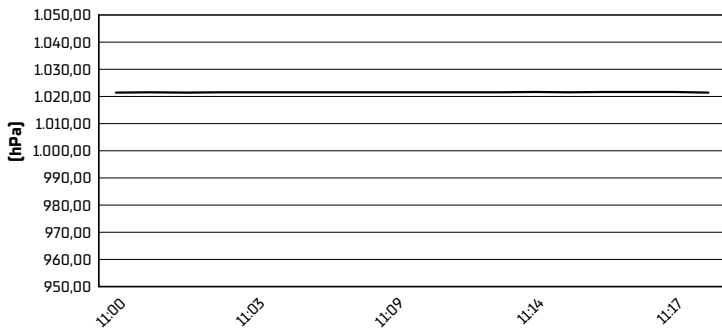
Air Temperature



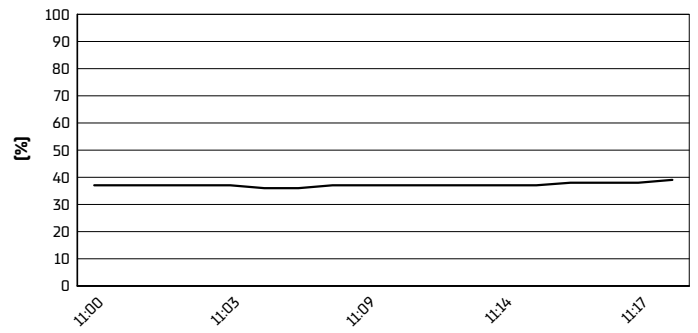
Track Temperature



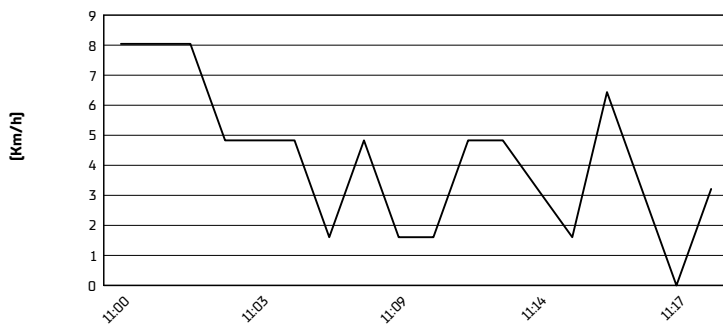
Air Pressure



Humidity



Wind Speed



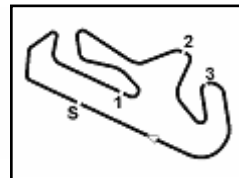
Wind Direction



29/03/2025

These data/results cannot be reproduced, stored and/or transmitted in whole or in part by any manner of electronic, mechanical, photocopying, recording, broadcasting or otherwise now known or herein after developed without the previous express consent by the copyright owner, except for reproduction in daily press and regular printed publications on sale to the public within 60 days of the event related to those data/results and always provided that copyright symbol appears together as follows below.

© DORNA WSBK ORGANIZATION Srl 2025



Portimao 4.592 m

Portuguese Round, 28-30 March 2025

Starting Grid - Race 1 (20 Laps x 4,592 km = 91,840 km)

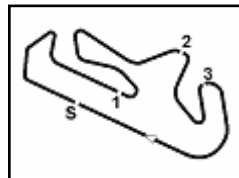
1	1	1 RAZGATLIOGLU T. BMW 1'39.081	2	11 BULEGA N. Ducati 1'39.326	3	9 PETRUCCI D. Ducati 1'39.483
2	4	55 LOCATELLI A. Yamaha 1'39.609	5	14 LOWES S. Ducati 1'39.662	6	97 VIERGE X. Honda 1'39.711
3	7	60 VAN DER MARK M. BMW 1'39.816	8	77 AEGERTER D. Yamaha 1'39.849	9	19 BAUTISTA A. Ducati 1'39.874
4	10	87 GARDNER R. Yamaha 1'39.878	11	7 LECUONA I. Honda 1'40.077	12	5 MONTELLA Y. Ducati 1'40.318
5	13	47 BASSANI A. bimota 1'40.401	14	45 REDDING S. Ducati 1'40.444	15	31 GERLOFF G. Kawasaki 1'40.661
6	16	29 IANNONE A. Ducati 1'40.366	17	99 SOFUOGLU B. Yamaha 1'40.838	18	53 RABAT T. Yamaha 1'41.213
7	19	17 VICKERS R. Ducati 1'41.227	20	95 MACKENZIE T. Honda 1'41.414	21	20 O'HALLORAN J. Yamaha 1'42.219
8	22	21 ZAIDI Z. Honda 1'43.847	23	22 LOWES A. bimota 1'47.431		

N.29 (Iannone A.) has been penalized with 3 grid positions - Slow Riding on racing line

29/03/2025 The Race Director

* = Penalized

These data/results cannot be reproduced, stored and/or transmitted in whole or in part by any manner of electronic, mechanical, photocopying, recording, broadcasting or otherwise now known or herein after developed without the previous express consent by the copyright owner, except for reproduction in daily press and regular printed publications on sale to the public within 60 days of the event related to those data/results and always provided that copyright symbol appears together as follows below. © DORNA WSBK ORGANIZATION Srl 2025



Portimao 4.592 m

Portuguese Round, 28–30 March 2025

Tissot Superpole Winners

	2022	2023	2024	2025
01 Phillip Island	Bautista (Esp) Duc 1'29.815 (178,2 Km/h)	Razgatlioglu (Tur) Yam 1'29.400 (179,0 Km/h)	Bulega (Ita) Duc 1'27.916 (182,0 Km/h)	Bulega (Ita) Duc 1'28.824 (180,2 Km/h)
02 Portimao	Rea (Gbr) Kaw 1'39.610 (166,0 Km/h)	Rea (Gbr) Kaw 1'39.620 (165,9 Km/h)	Razgatlioglu (Tur) Bmw 1'39.783 (165,7 Km/h)	Razgatlioglu (Tur) Bmw 1'39.081 (166,8 Km/h)
03 Assen	Razgatlioglu (Tur) Yam 1'32.934 (175,9 Km/h)	Bautista (Esp) Duc 1'33.542 (174,8 Km/h)	Rea (Gbr) Yam 1'42.650 (159,3 Km/h)	
04 Cremona			Bulega (Ita) Duc 1'27.953 (155,2 Km/h)	
05 Most	Rea (Gbr) Kaw 1'30.947 (166,7 Km/h)	Razgatlioglu (Tur) Yam 1'30.801 (167,0 Km/h)	Razgatlioglu (Tur) Bmw 1'30.064 (168,4 Km/h)	
06 Misano	Bautista (Esp) Duc 1'33.328 (156,6 Km/h)	Bautista (Esp) Duc 1'33.017 (157,1 Km/h)	Razgatlioglu (Tur) Bmw 1'32.320 (158,3 Km/h)	
07 Donington	Rea (Gbr) Kaw 1'26.080 (131,7 Km/h)	Rea (Gbr) Kaw 1'26.041 (131,8 Km/h)	Razgatlioglu (Tur) Bmw 1'24.629 (134,0 Km/h)	
08 Balaton				
09 Magny-Cours	Rea (Gbr) Kaw 1'36.124 (158,2 Km/h)	Gerloff (Usa) Bmw 1'35.453 (159,3 Km/h)	Lowes (Gbr) Kaw 1'51.946 (135,9 Km/h)	
10 Aragon	Razgatlioglu (Tur) Yam 1'48.267 (168,8 Km/h)	Rea (Gbr) Kaw 1'47.973 (169,3 Km/h)	Bulega (Ita) Duc 1'47.840 (169,5 Km/h)	
11 Estoril	Rea (Gbr) Kaw 1'35.346 (157,9 Km/h)		Razgatlioglu (Tur) Bmw 1'52.430 (133,9 Km/h)	
12 Jerez		Bautista (Esp) Duc 1'38.635 (161,4 Km/h)	Bulega (Ita) Duc 1'37.596 (163,2 Km/h)	

2025

- 1 N. Bulega
- 1 T. Razgatlioglu

ALL TIMES

51 T. Sykes	7 R. Laconi	2 B. Bostrom	1 P. Goddard
44 J. Rea	6 C. Crutchlow	2 M. Campbell	1 T. Hill
43 T. Corser	6 J. Kocinski	2 A. Gobert	1 S. Hislop
26 T. Bayliss	5 M. Biaggi	2 A. Lowes	1 J. Hopkins
21 C. Fogarty	5 N. Bulega	2 M. Lucchinelli	1 I. Jaitovich
19 T. Razgatlioglu	5 D. Giugliano	2 B. Monti	1 T. Kipp
17 D. Polen	4 S. Guintoli	2 Y. Nagai	1 L. Lanzi
16 N. Hodgson	4 E. Laverty	2 M. Neukirchner	1 I. Lecuona
15 C. Edwards	4 M. Melandri	2 S. Redding	1 M. Mladin
11 B. Spies	4 F. Merkel	2 D. Tardozzi	1 F. Nieto
10 A. Bautista	4 J. Toseland	2 A. Yanagawa	1 J. Reynolds
10 C. Checa	3 L. Haslam	1 A. Badovini	1 M. Tamada
10 P. Chilli	3 Y. Kagayama	1 R. Burnett	1 M. van der Mark
9 R. Roche	3 S. Martin	1 D. Chandler	1 A. Vieira
8 G. Falappa	3 S. Mertens	1 S. Crafar	1 R. Xaus
8 S. Russell	3 R. Phillis	1 M. Doohan	
8 A. Slight	3 J. Smrz	1 M. Dowson	
7 C. Davies	3 C. Vermeulen	1 M. Fabrizio	
7 N. Haga	2 L. Baz	1 G. Gerloff	

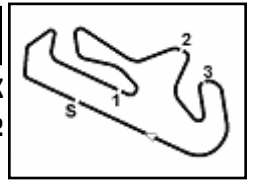
29/03/2025

These data/results cannot be reproduced, stored and/or transmitted in whole or in part by any manner of electronic, mechanical, photocopying, recording, broadcasting or otherwise now known or herein after developed without the previous express consent by the copyright owner, except for reproduction in daily press and regular printed publications on sale to the public within 60 days of the event related to those data/results and always provided that copyright symbol appears together as follows below.

© DORNA WSBK ORGANIZATION Srl 2025

FICR PERUGIA TIMING





Portimao 4.592 m

Portuguese Round, 28-30 March 2025
Tissot Superpole Award

	Points	Points From First	Points From Previous	February 23 PHILLIP ISLAND	March 23 PORTIMAO	April 13 ASSEN	May 4 CREMONA	May 18 MOST	June 15 MISANO	July 13 DONINGTON	July 27 BALATON	September 7 MAGNY-COURS	September 28 ARAGON	October 12 ESTORIL	October 19 JEREZ				
1 BULEGA Nicolo (ITA)	33			12 12	9														
2 RAZGATLIOGLU Toprak (TUR)	21	12		9	12														
3 PETRUCCI Danilo (ITA)	19	14	2	5 7	7														
4 IANNONE Andrea (ITA)	16	17	3	7 9															
5 LOCATELLI Andrea (ITA)	12	21	4	2 4	6														
6 REDDING Scott (GBR)	10	23	2	4 6															
7 LOWES Sam (GBR)	10	23	0	5	5														
8 BAUTISTA Alvaro (ESP)	7	26	3	6	1														
9 VAN DER MARK Michael (NED)	6	27	1	3	3														
10 VIERGE Xavi (ESP)	4	29	2		4														
11 LOWES Alex (GBR)	3	30	1	3															
12 AEGERTER Dominique (SUI)	2	31	1		2														
13 MONTELLA Yari (ITA)	2	31	0	2															
14 BASSANI Axel (ITA)	1	32	1	1															
15 GARDNER Remy (AUS)	1	32	0	1															

29/03/2025 Odd points columns: Tissot Superpole Even points columns: Tissot Superpole Race

These data/results cannot be reproduced, stored and/or transmitted in whole or in part by any manner of electronic, mechanical, photocopying, recording, broadcasting or otherwise now known or herein after developed without the previous express consent by the copyright owner, except for reproduction in daily press and regular printed publications on sale to the public within 60 days of the event related to those data/results and always provided that copyright symbol appears together as follows below.

© DORNA WSBK ORGANIZATION Srl 2025